

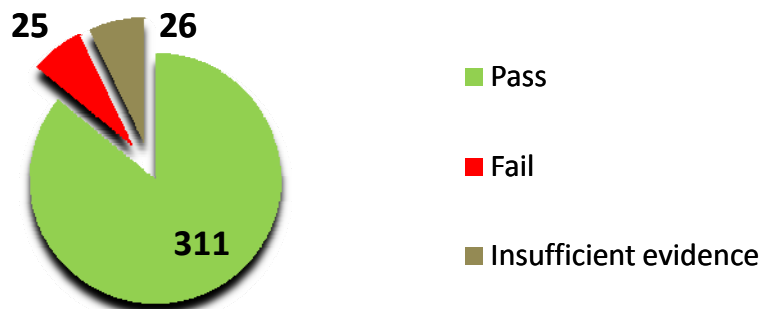
## Quidos Quality statistics – RdSAP EPC: 3rd Quarter 2010

The following figures cover audits completed by The Qidos Accreditation Scheme during the three month period July to September of 2010

### RdSAP EPC auditing

During this period, a total of 362 audits were requested for random sampling by the Qidos Accreditation Scheme

The results of the requests are shown in the pie chart shown below:

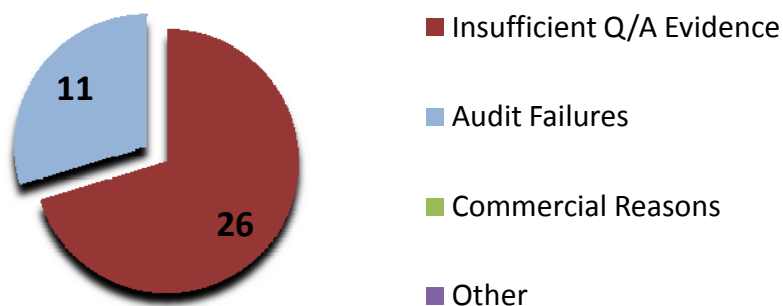


Of the completed audits, 311 were classified as passes.

Of the completed audits, 25 were classified as fail.

26 audits were unable to be completed owing to insufficient evidence being provided.

### Assessor suspensions



In this period, a total of 37 assessors have been suspended.

Of these suspensions 26 were because of insufficient QA evidence.

11 were because of continued targeted audit failures.

0 were because of commercial infringements.

0 were because of other breaches of the Code of Conduct.

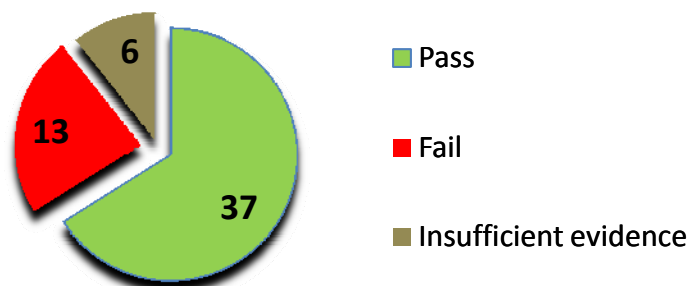
## Quidos Quality statistics – NDEPC: 3rd Quarter 2010

The following figures cover audits completed by The Qidos Accreditation Scheme during the three month period July to September of 2010

### NDEPC auditing

During this period, a total of 56 audits were requested for random sampling by the Qidos Accreditation Scheme

The results of the requests are shown in the pie chart shown below:

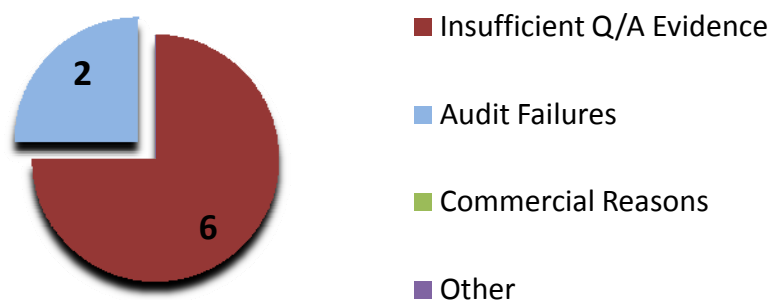


Of the completed audits, 37 were classified as passes.

Of the completed audits, 13 were classified as fail.

6 audits were unable to be completed owing to insufficient evidence being provided.

### Assessor suspensions



In this period, a total of 8 assessors have been suspended.

Of these suspensions 6 were because of insufficient QA evidence.

2 were because of continued targeted audit failures.

0 were because of commercial infringements.

0 were because of other breaches of the Code of Conduct.

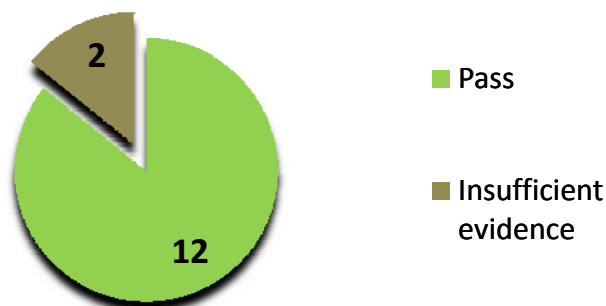
## Quidos Quality statistics – DEC: 3rd Quarter 2010

The following figures cover audits completed by The Qidos Accreditation Scheme during the three month period July to September of 2010

### DEC auditing

During this period, a total of 14 audits were requested for random sampling by the Qidos Accreditation Scheme

The results of the requests are shown in the pie chart shown below:

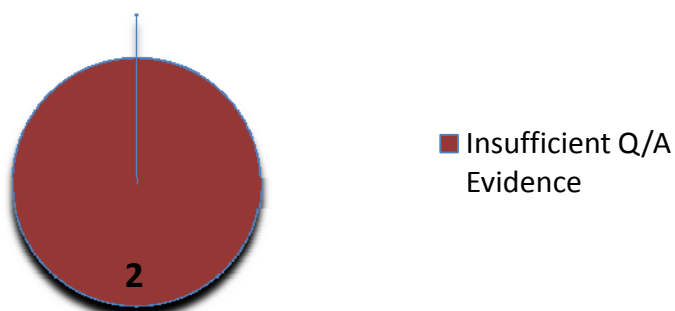


Of the completed audits, 12 were classified as passes.

Of the completed audits, 0 were classified as fail.

2 audits were unable to be completed owing to insufficient evidence being provided.

### Assessor suspensions



In this period, a total of 2 assessors have been suspended.

Of these suspensions 2 were because of insufficient QA evidence.

0 were because of continued targeted audit failures.

0 were because of commercial infringements.

0 were because of other breaches of the Code of Conduct.