

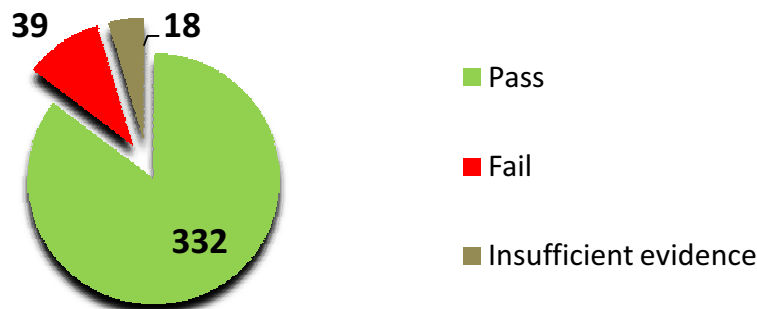
Quidos Quality statistics – RdSAP EPC: 1st Quarter 2011

The following figures cover audits completed by The Qidos Accreditation Scheme during the three month period January to March of 2011

RdSAP EPC auditing

During this period, a total of 389 audits were requested for random sampling by the Qidos Accreditation Scheme

The results of the requests are shown in the pie chart shown below:

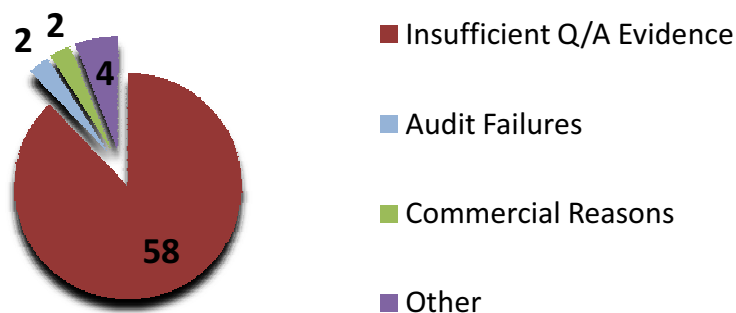


Of the completed audits, 332 were classified as passes.

Of the completed audits, 39 were classified as fail.

18 audits were unable to be completed owing to insufficient evidence being provided.

Assessor suspensions



In this period, a total of 66 assessors have been suspended.

Of these suspensions 58 were because of insufficient QA evidence.

2 were because of continued targeted audit failures.

2 were because of commercial infringements.

4 were because of other breaches of the Code of Conduct.

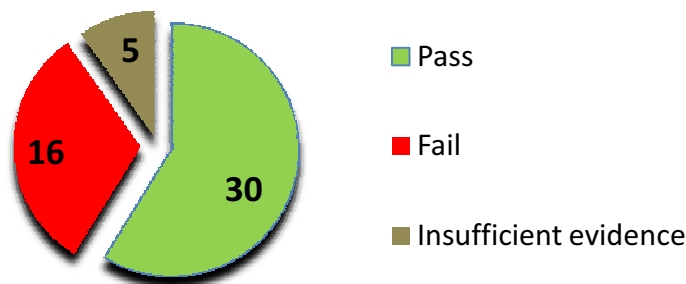
Note: The insufficient evidence totals in the two respective graphs above do not necessarily corroborate. If a suspended assessor subsequently provides the information to enable an audit to be completed, then the amended audit result is shown.

Quidos Quality statistics – NDEPC: 1st Quarter 2011

The following figures cover audits completed by The Quidos Accreditation Scheme during the three month period January to March of 2011

NDEPC auditing

The results of the requests are shown in the pie chart shown below:

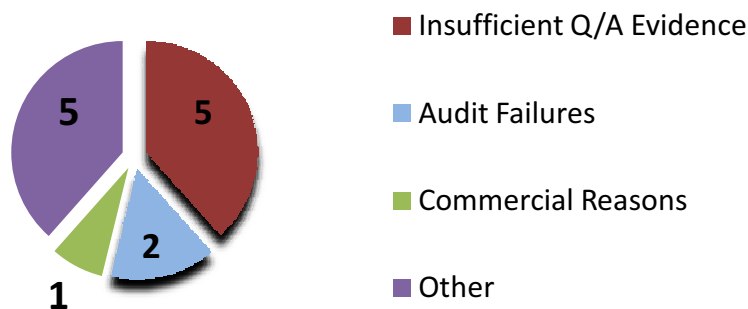


Of the completed audits, 30 were classified as passes.

Of the completed audits, 16 were classified as fail.

5 audits were unable to be completed owing to insufficient evidence being provided.

Assessor suspensions



In this period, a total of 13 assessors have been suspended.

Of these suspensions 5 were because of insufficient QA evidence.

2 were because of continued targeted audit failures.

1 were because of commercial infringements.

5 were because of other breaches of the Code of Conduct.

Note: The insufficient evidence totals in the two respective graphs above do not necessarily corroborate. If a suspended assessor subsequently provides the information to enable an audit to be completed, then the amended audit result is shown.

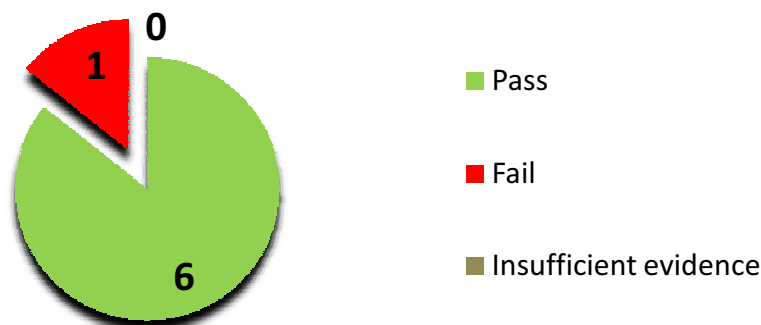
Quidos Quality statistics – DEC: 1st Quarter 2011

The following figures cover audits completed by The Qidos Accreditation Scheme during the three month period January to March of 2011

DEC auditing

During this period, a total of 7 audits were requested for random sampling by the Qidos Accreditation Scheme

The results of the requests are shown in the pie chart shown below:



Of the completed audits, 6 were classified as passes.

Of the completed audits, 1 were classified as fail.

0 audits were unable to be completed owing to insufficient evidence being provided.

Assessor suspensions



In this period, a total of 0 assessors have been suspended.

Of these suspensions 0 were because of insufficient QA evidence.

0 were because of continued targeted audit failures.

0 were because of commercial infringements.

0 were because of other breaches of the code of conduct

Note: The insufficient evidence totals in the two respective graphs above do not necessarily corroborate. If a suspended assessor subsequently provides the information to enable an audit to be completed, then the amended audit result is shown.