

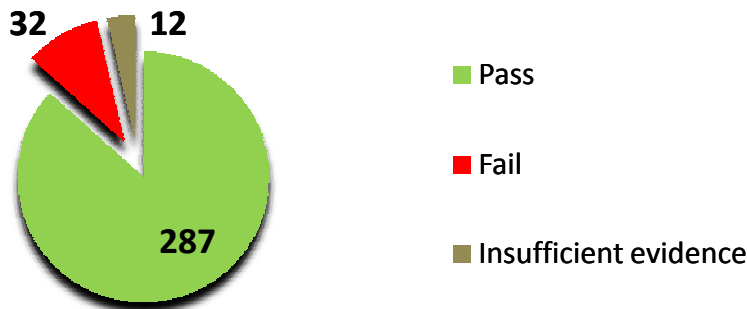
Quidos Quality statistics – RdSAP EPC: 4th Quarter 2010

The following figures cover audits completed by The Qidos Accreditation Scheme during the three month period October to December of 2010

RdSAP EPC auditing

During this period, a total of 331 audits were requested for random sampling by the Qidos Accreditation Scheme

The results of the requests are shown in the pie chart shown below:

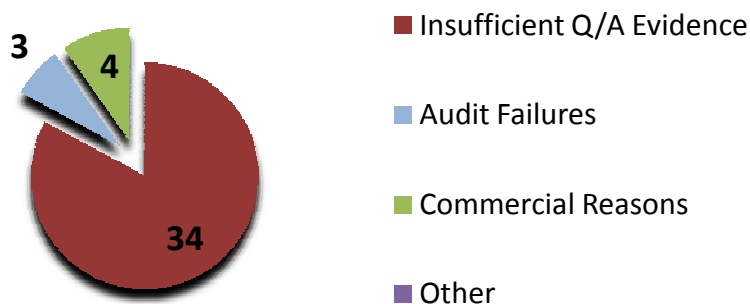


Of the completed audits, 287 were classified as passes.

Of the completed audits, 32 were classified as fail.

12 audits were unable to be completed owing to insufficient evidence being provided.

Assessor suspensions



In this period, a total of 41 assessors have been suspended.

Of these suspensions 34 were because of insufficient QA evidence.

3 were because of continued targeted audit failures.

4 were because of commercial infringements.

0 were because of other breaches of the Code of Conduct.

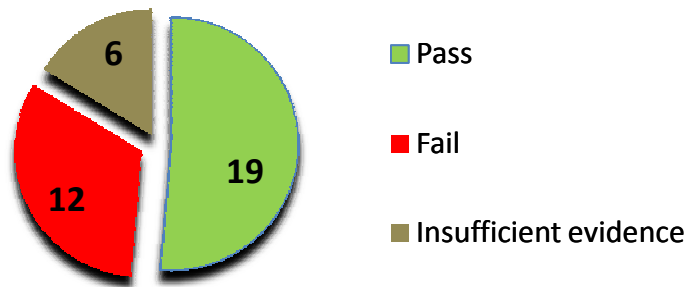
Quidos Quality statistics – NDEPC: 4th Quarter 2010

The following figures cover audits completed by The Qidos Accreditation Scheme during the three month period October to December of 2010

NDEPC auditing

FALSE

The results of the requests are shown in the pie chart shown below:

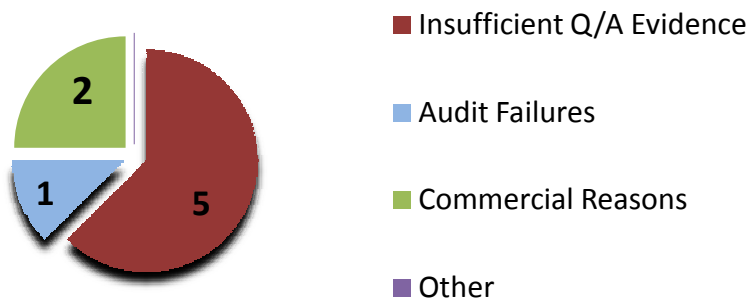


Of the completed audits, 19 were classified as passes.

Of the completed audits, 12 were classified as fail.

6 audits were unable to be completed owing to insufficient evidence being provided.

Assessor suspensions



In this period, a total of 8 assessors have been suspended.

Of these suspensions 5 were because of insufficient QA evidence.

1 were because of continued targeted audit failures.

2 were because of commercial infringements.

0 were because of other breaches of the Code of Conduct.

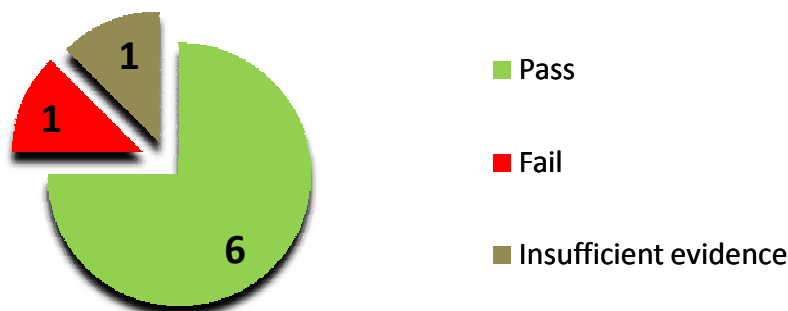
Quidos Quality statistics – DEC: 4th Quarter 2010

The following figures cover audits completed by The Qidos Accreditation Scheme during the three month period October to December of 2010

DEC auditing

During this period, a total of 8 audits were requested for random sampling by the Qidos Accreditation Scheme

The results of the requests are shown in the pie chart shown below:

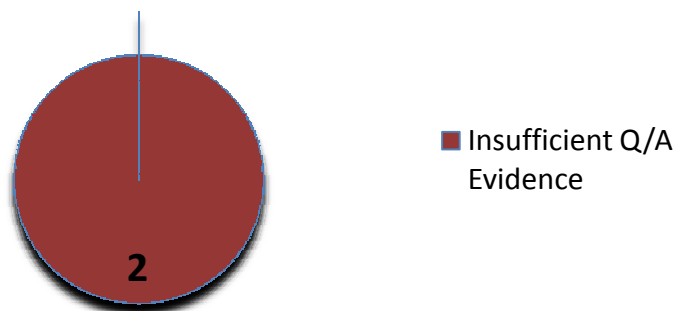


Of the completed audits, 6 were classified as passes.

Of the completed audits, 1 were classified as fail.

1 audits were unable to be completed owing to insufficient evidence being provided.

Assessor suspensions



In this period, a total of 2 assessors have been suspended.

Of these suspensions 2 were because of insufficient QA evidence.

0 were because of continued targeted audit failures.

0 were because of commercial infringements.

2 were because of other breaches of the Code of Conduct.